

BUILT
SYSTEMS

**PRODUCT
SPECS**

MATERIAL HANDLING CART



LOAD CAPACITY

500 lbs




STANDARD SIZES

Height: 37"
Widths: 32"
Length: 24"

STABILITY

Rigid cold-rolled steel construction
Heavy duty 5" locking swivel casters

STANDARD COLORS

	RAL 9003 - Signal White
	RAL 7037 - Dusty Grey
	OB07 - Matte Black

CUSTOMIZATION

Custom Sizes, Color
and Branding available

TECHNICAL

MATERIAL HANDLING CART

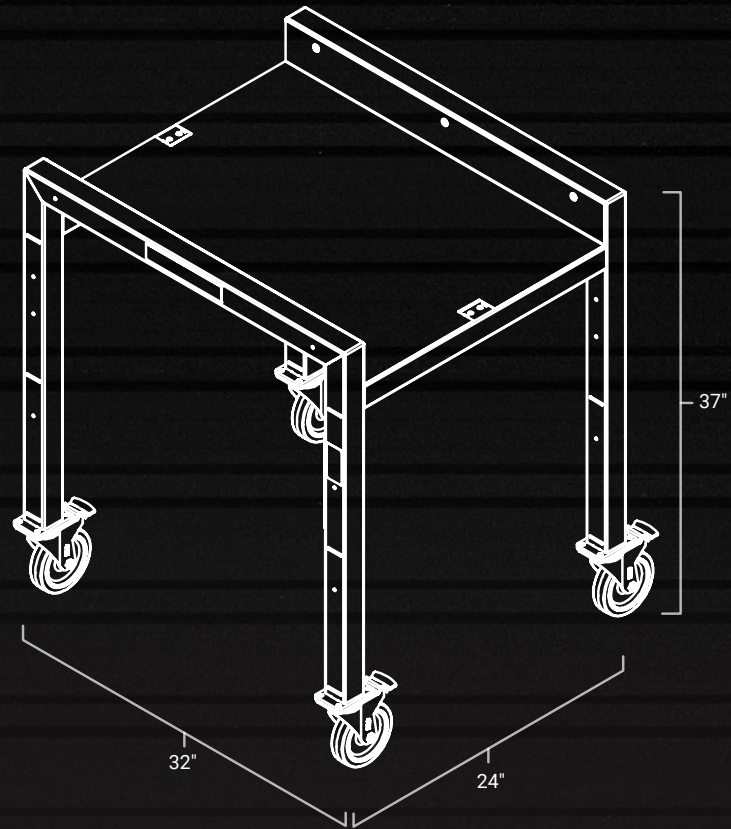


CASTERS

5 in Swivel With Brake
(Rigid Casters Optional)

Thermo Rubber

325 lbs Capacity Each



MECHANICAL SPECS

Carbon Steel ASTM-A513 Construction Including:
2 in square 12 ga Tube Structure
16 ga Sheet Steel Surface

Specifications may vary based on system configuration and workload.